



# PROMASTER D-PILLAR HANDLE

## MAINTIEN DE POIGNEE PROMASTER D-PILIER

### PROMASTER D-PILAR DE AGARRE EL MANGO

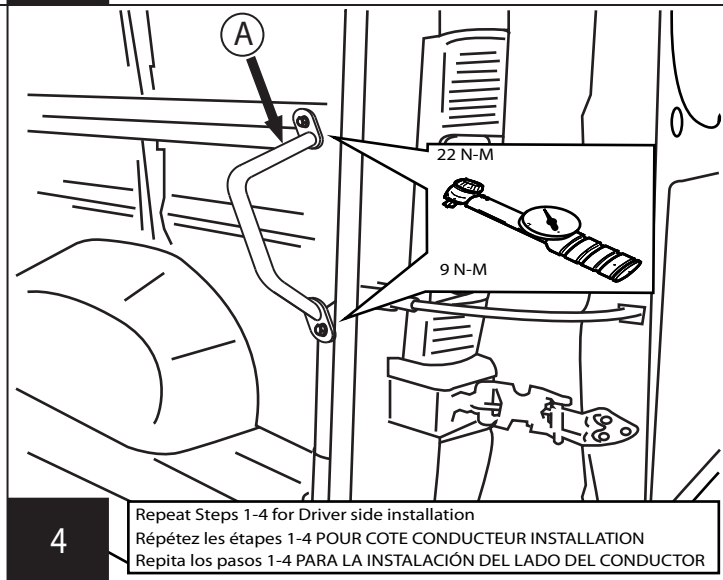
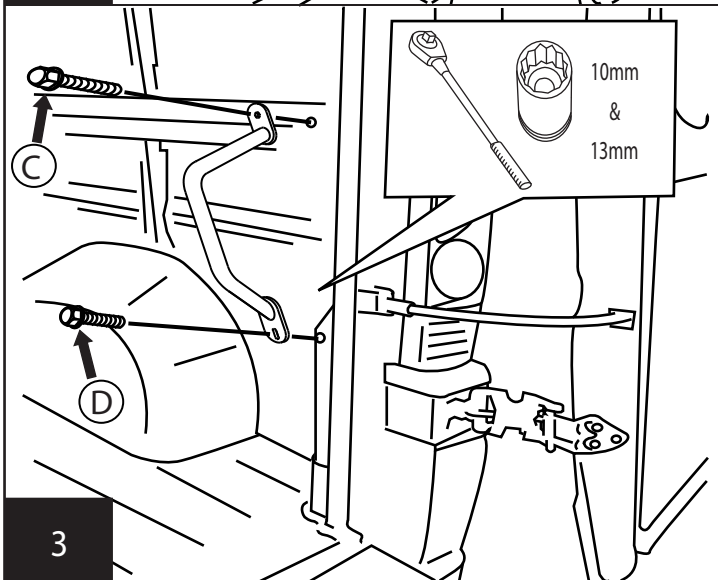

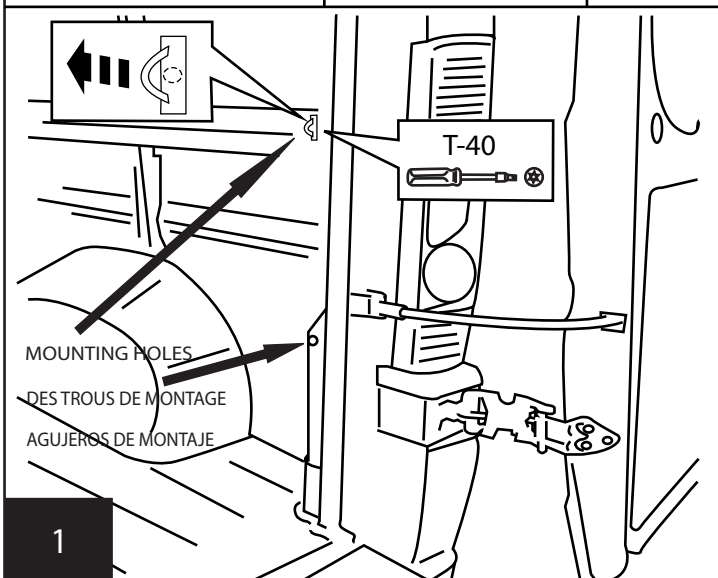
www.mopar.com

CALL OUT	DESCRIPTION	QTY
A	D-PILLAR HANDLE	2
B	M-6 RIVNUT	2
C	M-8 BOLT	2
D	M-6 BOLT	2

**T-40**

10mm  
&  
13mm

PART NUMBER-WTT106002  
IF REQUIRED, CALL 1-855-298-2687, OR VISIT  
www.MOPARessentialtools.com



Repeat Steps 1-4 for Driver side installation  
 Répétez les étapes 1-4 POUR COTE CONDUCTEUR INSTALLATION  
 Repita los pasos 1-4 PARA LA INSTALACIÓN DEL LADO DEL CONDUCTOR